

Available online at <http://www.mecspress.net/ijmsc>

## Stability Analysis of Equilibrium Points of Newcastle Disease Model of Village Chicken in the Presence of Wild Birds Reservoir

Furaha Michael Chuma<sup>a</sup>, Gasper Godson Mwangi<sup>a, b</sup>,

<sup>a</sup>The Nelson Mandela African Institution of Science and Technology, P.O Box 447, Arusha-Tanzania

<sup>b</sup>University of Dar es salaam, P.O. Box 2329, Dar es salaam, Tanzania

Received: 10 October 2018; Accepted: 15 February 2019; Published: 08 April 2019

---

### Abstract

Newcastle is a viral disease of chicken and other avian species. In this paper, the stability analysis of the disease free and endemic equilibrium points of the Newcastle disease model of the village chicken in the absence of any control are studied. The Hurwitz matrix criterion is applied to study the stability of the Newcastle disease free equilibrium point,  $Q^0$ . The result shows that the disease free equilibrium point is locally asymptotically stable iff the principle leading minors of the Hurwitz Matrix,  $G_n$  (for  $n \in \mathbb{R}^+$ ) are all positive. Using the Castillo Chavez Theorem we showed that, the disease free equilibrium point is globally asymptotically when  $R_0 < 1$ . Furthermore, using the logarithmic function and the LaSalle's Theorem, the endemic equilibrium point is found globally asymptotically stable for  $R_0 > 1$ . Finally the numerical simulations confirm the existence and stability of the equilibrium points of the model. This reveals that, proper interventions are needed so as to decrease the frequently occurrence of the Newcastle disease in the village chicken population.

**Index Terms:** Stability analysis, Equilibrium points, Newcastle disease, Village chicken.

**2010 Mathematics Subject Classification:** 92B05, 92D30<sup>1</sup>

© 2019 Published by MECS Publisher. Selection and/or peer review under responsibility of the Research Association of Modern Education and Computer Science

---

### 1. Introduction

A dynamical system  $X' = M(X, t)$  is a function which describes the time dependence of a point,  $X \in \mathbb{R}^n$

\*<sup>1</sup> Corresponding author. Tel.: +255 759 532 764;

E-mail Address: furahac@nm-aist.ac.tz, furahachuma@gmail.com, mwanga.gasper@gmail.com

(for  $n > 0$ ) in a geometrical space [4, 11]. A steady state solution,  $X(t)$ , is an equilibrium point of a dynamical system  $X' = M(X, t)$ ,  $X \in \mathbb{R}^n$  if satisfies the condition  $M(X^*, 0) = 0, \forall t > 0$  [11, 19, 21]. The solution  $X(t)$  of a dynamical system is stable if, for any arbitrarily small  $\varepsilon > 0$ , there exists  $\delta > 0$  such that, for any trajectory  $X(t)$  for which  $\|X(0) - X^*(0)\| < \delta$ , then the inequality  $\|X(t) - X^*(t)\| < \varepsilon$  is satisfied  $\forall t > 0$  [19].

It is also stable iff all initial trajectories in an open set  $X \in \mathbb{R}^n$  move towards  $X(t)$  and remain near it  $\forall t > 0$  and is unstable if moves away from  $X(t)$  [21, 24, 25].

The steady state solution is referred as a disease free if the population is free from the disease whilst referred as the endemic if the disease persists in the population [16]. In this paper we study the existence and stability of both disease free equilibrium point (DFEP) and the endemic equilibrium point (EEP) of the Newcastle disease (ND) model developed by [6]. We apply a Hurwitz Matrix criterion to study the local stability of the disease free equilibrium point and the Castillo Chavez theorem [5] to study the global stability of the disease free equilibrium point. In addition, we apply the La Salle's invariant principle and the Lyapunov method to study the stability of the endemic equilibrium point. Lastly, we use simulations to verify the analytical solutions of the ND model with environment and wild birds reservoirs. The motivation of this paper is to understand the existence and stability of the equilibrium points of the Newcastle disease model when wild birds are considered as the reservoir of the Newcastle disease virus. However, no study till yet in the field have considered the wild birds and environment as the secondary sources of ND.

## 2. Related Works

Several stability analysis methods have been applied by different scholars when analyzing their epidemiological models [2, 16, 17, 18, 19, 21].

[12] used the trace and determinant method to study the local stability of the disease free equilibrium point of their models. In this method, the signs of trace and determinant of the variational Jacobian matrix decides the local stability of the disease free equilibrium point. [2] used the Lyapunov function to prove the global stability of the disease free equilibrium point of Dengue disease infection Model. [19] used a linearization method to study the behavior of the disease free equilibrium point of a deterministic Epidemiological Model with Pseudo-recovery. Additionally, [19] used a Lyapunov function method to study the stability of the endemic equilibrium point of his model. Moreover, [2, 17, 21] used Metzler matrix theorem to study local stability of the disease free equilibrium point of their models. Further, a Lyapunov method and the La Salle's theorem are used by [21] to study the stability of the endemic equilibrium point of Malaria model. [16] used the Center Manifold theorem to study the global stability of the endemic equilibrium point of the Malaria model. In our model, the Hurwitz matrix criterion is applied to study the stability of the Newcastle disease free equilibrium point,

## 3. Model Formulation

In formulation of the model it is assumed that, the birth rate and death rate of the village chicken are the same. These populations are recruited at a constant birth  $\mu N_c(t)$  and  $\mu N_w(t)$  with  $N_c(t)$  and  $N_w(t)$  as the total population of the village chicken and wild birds respectively. According to [6], the wild birds population  $N_w(t)$  is partitioned into susceptible  $S_w(t)$ , exposed  $E_w(t)$ , the mildly infected wild birds  $I_r(t)$  and severely infected  $I_w(t)$ . The mild infected wild birds are not capable of transmitting the ND to other birds. The Village chicken population is partitioned into susceptible  $S_c(t)$ , exposed  $E_c(t)$  and the severely infected  $I_c(t)$ . The contaminated environment is denoted by  $H(t)$  The model assumed that the transmission of the NDV among the hosts is primarily through direct contact between the infected and susceptible chicken is the primary route

for NDV while the contact of susceptible chicken with either contaminated environment or reservoir wild birds is the secondary route of the virus transmissions [7, 13]. Village chicken spread the ND virus after developing the clinical signs within the incubation period of two to fifteen days [1, 20, 23]. Furthermore, we assumed that the severely infected village chicken, severely infected wild birds, and the mildly infected wild birds all shed NDV into the environment at the rate  $\alpha_c$  and  $\alpha_w$  respectively. Other parameter of the model system

(1) Are described as in the table below;

Table 1. Parameters used for the ND Model System (1)

| Parameter  | Description  |
|------------|--|
| $a$        | Contact rate between the susceptible and mildly infected wild birds  |
| $b$        | Contact rate between mildly infected wild birds and susceptible Chicken  |
| $\phi$     | Contact rate between severely infected and susceptible wild birds Contact rate between severely infected and the susceptible chicken |
| $\psi$     | Contact rate between severely infected and susceptible chicken   |
| $k$        | Half saturated constant of NDV in the environment  |
| $d$        | Probability of chicken and wild birds to get infections from the environment   |
| $\rho$     | Probability of the exposed wild bird to become severely infected   |
| $\alpha_c$ | Shading rate of NDV from severely infected village chicken to the environment  |
| $\alpha_w$ | Shading rate of NDV from mild and severe infected wild birds to the environment  |
| $\mu$      | Recruitment rate and Natural mortality death rate of the hosts   |
| $\mu_v$    | Clearance rate of the NDV from the environment   |
| $\delta_w$ | Disease induced death rate in wild birds population  |
| $\delta_c$ | Disease induced death rate in the village chicken population   |
| $\gamma$   | Progression rate of ND for village chicken and wild birds  |

### 3.1. Equations of the Model

From the model flow descriptions found in [13], we have the following system of ODEs

$$\left\{ \begin{array}{l} \frac{dS_c(t)}{dt} = \mu N_c(t) - \left( \psi \frac{I_c(t)}{N_c} + b \frac{I_r(t)}{N_w} + \frac{dH(t)}{\kappa+H(t)} + \mu \right) S_c(t) \\ \frac{dE_c(t)}{dt} = \left( \psi \frac{I_c(t)}{N_c} + b \frac{I_r(t)}{N_w} + \frac{dH(t)}{\kappa+H(t)} \right) S_c(t) - (\mu + \gamma) E_c(t) \\ \frac{dI_c(t)}{dt} = \gamma E_c(t) - (\delta_c + \mu) I_c(t) \\ \frac{dS_w(t)}{dt} = \mu N_w(t) - \left( \frac{\phi I_w(t) + a I_r(t)}{N_w} + \frac{dH(t)}{\kappa+H(t)} + \mu \right) S_w(t) \\ \frac{dE_w(t)}{dt} = \left( \frac{\phi I_w(t) + a I_r(t)}{N_w} + \frac{dH(t)}{\kappa+H(t)} \right) S_w(t) - (\gamma + \mu) E_w(t) \\ \frac{dI_w(t)}{dt} = \rho \gamma E_w(t) - (\delta_w + \mu) I_w(t) \\ \frac{dI_r(t)}{dt} = (1 - \rho) \gamma E_w(t) - \mu I_r(t) \\ \frac{dH(t)}{dt} = \alpha_c I_c(t) + \alpha_w (I_w(t) + I_r(t)) - \mu_v H(t) \end{array} \right. \quad (1)$$

with the initial conditions;  $S_c(0) > 0$ ,  $E_c(0) > 0$ ,  $I_c(0) > 0$ ,  $S_w(0) > 0$ ,  $E_w(0) > 0$ ,  $I_w(0) > 0$ ,  $I_r(0) > 0$ ,  $H(0) > 0$ ,  $N_c(t) = S_c(t) + E_c(t) + I_c(t)$  and  $N_w(t) = S_w(t) + E_w(t) + I_w(t) + I_r(t)$

#### 4. Analysis of the Model

##### 4.1. The Basic Reproduction Number, $R_0$

As shown in [13], the Basic Reproduction Number of the model system (1) is;

$$\begin{aligned} \mathcal{R}_0 = & 1/2 \left( Y + \frac{\phi \rho \gamma}{(\gamma + \mu)(\delta_w + \mu)} + \frac{a(\rho - 1)\gamma}{(\gamma + \mu)\mu} + \frac{dN_w \alpha_w \gamma (\delta_w + \mu - \rho \delta_w)}{\kappa (\gamma + \mu)(\delta_w + \mu)\mu \mu_v} \right) \\ & + 1/2 \sqrt{\left( Y - \frac{\phi \rho \gamma}{(\gamma + \mu)(\delta_w + \mu)} - \frac{a(\rho - 1)\gamma}{(\gamma + \mu)\mu} - \frac{dN_w \alpha_w \gamma (\delta_w + \mu - \rho \delta_w)}{\kappa (\gamma + \mu)(\delta_w + \mu)\mu \mu_v} \right)^2 + 4\Delta} \end{aligned} \quad (2)$$

where

$$\begin{aligned} Y = & \frac{\psi \gamma}{(\gamma + \mu)(\delta_c + \mu)} + \frac{dN_c \gamma \alpha_c}{\kappa (\gamma + \mu)(\delta_c + \mu)\mu_v} \\ \Delta = & -\frac{4 dN_w \gamma^2 \alpha_c}{\kappa (\gamma + \mu)(\delta_c + \mu)\mu_v} \left( \frac{bN_c(\rho - 1)}{N_w(\gamma + \mu)\mu} + \frac{dN_c \alpha_w (\delta_w + \mu + \rho \delta_w)}{\kappa (\gamma + \mu)(\delta_w + \mu)\mu \mu_v} \right) \end{aligned}$$

##### 4.2. Equilibrium Points of the Model System

**Proposition 4.1** The model system has two equilibrium points, disease free equilibrium point  $Q^0 = \{N_c, 0, 0, N_w, 0, 0, 0\}$  and the endemic equilibrium point  $Q^* = \{S_c^*, E_c^*, I_c^*, S_w^*, E_w^*, I_w^*, I_r^*, H\}$ .

where

$$I_c^* = \frac{\gamma}{\delta_c + \mu} E_c^*, \quad E_c^* = \frac{\beta_c S_c^*}{\mu + \gamma}, \quad S_c^* = \frac{\mu N_c^*}{\beta_c + \mu} \quad (3)$$

Substituting  $S_c$  into  $E_c$  and  $E_c$  into  $I_c$  we get

$$E_c^* = \frac{\mu \beta_c N_c^*}{(\mu + \gamma)(\beta_c + \mu)} \quad (4)$$

$$I_c^* = \frac{\gamma}{(\delta_c + \mu)} \frac{\mu \beta_c N_c^*}{(\mu + \gamma)(\beta_c + \mu)} \quad (5)$$

By considering the force of infections in chicken,  $I_c$  is obtained by solving the equation

$$\mathcal{D}_2 I_c^* + \mathcal{D}_1 I_c^* + \mathcal{D}_0 = 0 \quad (6)$$

Where

$$\beta_c(t) = \left( \psi \frac{I_c^*}{N_c^*} + b \frac{I_r^*}{N_w^*} + \frac{dH^*}{\kappa + H^*} \right) \quad (7)$$

$$\mathcal{D}_2 = \mu N_c (\delta_c + \mu) (\mu + \gamma) (\kappa + H)$$

$$\mathcal{D}_1 = N_w N_c (\kappa + H) + b N_c (\delta_c + \mu) (\mu + \gamma) (\kappa + H) I_r + \mu N_w N_c (\kappa + H) (\delta_c + \mu) (\mu + \gamma)$$

$$\mathcal{D}_0 = b \mu \gamma N_c^2 (\kappa + H) I_r + d \mu \gamma N_w N_c^2 \quad (8)$$

Also in the wild birds population we have the following steady states;

$$S_w^*(t) = \frac{\mu N_w^*}{\beta_w + \mu}, \quad E_w^*(t) = \left( \frac{\beta_w S_w^*}{\mu + \gamma} \right) \quad (9)$$

$$I_w^* = \frac{\rho \gamma \mu \beta_w N_w^*}{(\delta_w + \mu) (\mu + \gamma) (\beta_w + \mu)} \quad (10)$$

$$I_r^*(t) = \left( \frac{(1 - \rho) \gamma \mu \beta_w N_w^*}{\mu (\mu + \gamma) (\beta_w + \mu)} \right) \quad (11)$$

$$N_w^* = S_w^* + E_w^* + I_w^* + I_r^* = \left( 1 + \mathcal{R}_{wch} \left( 1 + \frac{\gamma \rho}{\mu} + \frac{\gamma \rho}{\delta_w + \mu} \right) \right) S_w^* \quad (12)$$

Where  $\beta_w = \left( \frac{\psi I_w^*(t) + a I_r^*(t)}{N_w^*} + \frac{dH^*(t)}{\kappa + H^*(t)} \right)$  and  $\mathcal{R}_{chw} = \frac{\beta_w \mu N_w^* \mu}{(\mu + \gamma)(\beta_w + \mu)}$

$$H^*(t) = \frac{\alpha_c \gamma \mu \beta_c N_c^*}{\mu_v (\mu + \gamma) (\beta_1 + \mu)} + \frac{\alpha_w}{\mu_v} \left( \frac{\rho \gamma \mu \beta_w N_w^*}{(\mu + \gamma) (\beta_w + \mu)} \left( \frac{\mu}{\delta_w + \mu} - \frac{1}{\mu} \right) \right) + \frac{\gamma \beta_w N_w^*}{(\mu + \gamma) (\beta_w + \mu)} \quad (13)$$

From equation (3) to (13), the solution  $\beta_c = \beta_w = 0$  gives the disease free equilibrium points while  $\beta_c \neq 0$  and  $\beta_w \neq 0$  gives the endemic equilibrium point of the model in the system (1).

#### 4.3. Local stability of the Disease Free Equilibrium Point

The stability analysis of the disease free equilibrium point ( $Q^0$ ) of the model system (1) is examined by the Hurwitz Matrix criterion [22]. The Jacobian matrix  $J(Q^0)$  is found by differentiating each equation of the model system *w.r.t* its state variables at  $Q^0$ . Thus, the Jacobian matrix of the model system at  $Q^0$  is then given by

$$J(Q^0) = \begin{pmatrix} -\mu & 0 & -\psi & 0 & 0 & 0 & -b\frac{N_c}{\kappa} & -d\frac{N_c}{\kappa} \\ 0 & -\mu - \gamma & \psi & 0 & 0 & 0 & b\frac{N_c}{N_w} & d\frac{N_c}{\kappa} \\ 0 & \gamma & -\delta_c - \mu & 0 & 0 & 0 & 0 & 0 \\ 0 & 0 & 0 & -\mu & 0 & -\phi & -a & -d\frac{N_w}{\kappa} \\ 0 & 0 & 0 & 0 & -\mu - \gamma & \phi & a & d\frac{N_w}{\kappa} \\ 0 & 0 & 0 & 0 & \rho\gamma & -\delta_w - \mu & 0 & 0 \\ 0 & 0 & 0 & 0 & (1 - \rho)\gamma & 0 & -\mu & 0 \\ 0 & 0 & \alpha_c & 0 & 0 & \alpha_w & \alpha_w & -\mu_v \end{pmatrix} \quad (14)$$

From matrix (14) the first two roots of  $J(Q^0)$  are given by  $(-\mu - \lambda) = 0$  and  $(-\mu - \lambda) = 0$ . Then the reduced  $(6 \times 6)$  matrix become

$$\xi = \begin{pmatrix} -\mu - \gamma & \psi & 0 & 0 & n & s \\ \gamma & -\delta_c - \mu & 0 & 0 & 0 & 0 \\ 0 & 0 & -\mu - \gamma & \phi & a & t \\ 0 & 0 & \rho\gamma & -\delta_w - \mu & 0 & 0 \\ 0 & 0 & (1 - \rho)\gamma & 0 & -\mu & 0 \\ 0 & \alpha_c & 0 & \alpha_w & \alpha_w & -\mu_v \end{pmatrix} \quad (15)$$

with  $n = b\frac{N_c}{N_w}$ ,  $s = d\frac{N_c}{k}$  and  $t = d\frac{N_w}{k}$ . Then characteristic polynomial for the matrix is defined as

$$G(\lambda) = \lambda^6 + B_1\lambda^5 + B_2\lambda^4 + B_3\lambda^3 + B_4\lambda^2 + B_5\lambda + a_6 \quad (16)$$

The corresponding Hurwitz matrix is then given by

$$G_6 = \begin{pmatrix} B_1 & B_3 & B_5 & 0 & 0 & 0 \\ 1 & B_2 & B_4 & B_6 & 0 & 0 \\ 0 & B_1 & B_3 & B_5 & 0 & 0 \\ 0 & 1 & B_2 & B_4 & B_6 & 0 \\ 0 & 0 & B_1 & B_3 & B_5 & 0 \\ 0 & 0 & 1 & B_2 & B_4 & B_6 \end{pmatrix} \quad (17)$$

where,

$$B_1 = \mu_v + 3\mu + \phi + \delta_c + \gamma$$

$$B_2 = \gamma \rho t + \mu_v \gamma + 3\mu_v \mu - \mu_v \phi + \mu_v \delta_c + a\mu + a\delta_w + 2\gamma \mu - \gamma \phi - \gamma \psi - \gamma t + \gamma \delta_c + 3\mu^2 - 3\phi \mu + 2\delta_c \mu - \phi \delta_c$$

$$B_3 = \mu_v \gamma \rho t + \gamma^2 \rho t + 2\gamma \mu \rho t + \gamma \rho t \delta_c + \mu_v a\mu + \mu_v a\delta_w + 2\mu_v \gamma \mu - \mu_v \gamma \phi - \mu_v \gamma \psi - \mu_v \gamma t + \mu_v \gamma \delta_c + 3\mu_v \mu^2 - 3\mu_v \mu \phi + 2\mu_v \mu \delta_c - \mu_v \phi \delta_c + \gamma a\mu + a\gamma \delta_w + 3a\mu^2 + 3a\mu \delta_w + a\mu \delta_c + a\delta_w \delta_c - \gamma^2 t + \gamma \mu^2 - 2\gamma \mu \phi - \gamma \mu \psi - 2\gamma \mu t + \gamma \mu \delta_c + \gamma \phi \psi - \gamma \phi \delta_c - \gamma s\alpha_c - \gamma t \delta_c + \mu^3 - 3\mu^2 \phi + \mu^2 \delta_c - 2\mu \phi \delta_c$$

$$B_4 = \mu_v \gamma^2 \rho t + 2\mu_v \gamma \mu \rho t + \mu_v \gamma \rho t \delta_c - \gamma^3 n\rho - \gamma^2 \mu n\rho + \gamma^2 \mu \rho t - \gamma^2 \psi \rho t - \gamma^2 \rho s\alpha_w + \gamma^2 \rho t \delta_c + \gamma \mu^2 \rho t + \gamma \mu \rho t \delta_c + \mu_v \gamma a\mu + \mu_v a\gamma \delta_w + 3\mu_v a\mu^2 + 3\mu_v a\mu \delta_w + \mu_v a\mu \delta_c + \mu_v a\delta_w \delta_c - \mu_v \gamma^2 t + \mu_v \gamma \mu^2 - 2\mu_v \gamma \mu \phi - \mu_v \gamma \mu \psi - 2\mu_v \gamma \mu t + \mu_v \gamma \mu \delta_c + \mu_v \gamma \phi \psi - \mu_v \gamma \phi \delta_c - \mu_v \gamma t \delta_c + \mu_v \mu^3 - 3\mu_v \mu^2 \phi + \mu_v \mu^2 \delta_c - 2\mu_v \mu \phi \delta_c + 2\gamma a\mu^2 - a\gamma \mu \psi + 2a\gamma \mu \delta_w + a\gamma \mu \delta_c - a\gamma \psi \delta_w + a\gamma \delta_w \delta_c + 3a\mu^3 + 3a\mu^2 \delta_w + 2a\mu^2 \delta_c + 2a\mu \delta_w \delta_c + \gamma^3 r + \gamma^2 \mu r - \gamma^2 \mu t + \gamma^2 \psi t - \gamma^2 t \delta_c - \gamma \mu^2 \phi - \gamma \mu^2 t + \gamma \mu \phi \psi - \gamma \mu \phi \delta_c - \gamma \mu s\alpha_c - \gamma \mu t \delta_c + \gamma \phi s\alpha_c - \mu^3 \phi - \mu^2 \phi \delta_c$$

$$B_5 = 2\mu_v a\mu \delta_w \delta_c + \gamma^2 \phi \rho s\alpha_w + \gamma \mu \phi s\alpha_c - \mu_v \gamma^2 \mu n\rho + \mu_v \gamma^2 \mu \rho t - \mu_v \gamma^2 \psi \rho t + \mu_v \gamma^2 \rho t \delta_c + \mu_v \gamma \mu^2 \rho t - \mu_v \gamma a\mu \psi + 2\mu_v \gamma a\mu \delta_w + \mu_v \gamma a\mu \delta_c - \mu_v \gamma a\psi \delta_w + \mu_v \gamma a\delta_w \delta_c + \mu_v \gamma \mu \phi \psi - \mu_v \gamma \mu \phi \delta_c - \mu_v \gamma \mu t \delta_c - \gamma^2 \rho s\alpha_c - \gamma a\mu s\alpha_c - \gamma a s\alpha_c \delta_w - 2\gamma^2 \mu \rho s\alpha_w - \gamma \mu s\alpha_w \delta_w - a\gamma \mu \psi \delta_w + a\gamma \mu \delta_w \delta_c + \mu_v \gamma \mu \rho t \delta_c + 3\mu_v a\mu^3 - \mu_v \mu^3 \phi + \mu_v \gamma^3 n + \gamma^3 s\alpha_w + a\gamma \mu^3 + a\mu^3 \delta_w + a\mu^3 \delta_c + a\mu^4 - \gamma^2 s\alpha_w \delta_b - \gamma \mu^2 s\alpha_w + a\gamma^3 n\rho^2 - a\gamma^3 n\rho - a\gamma \mu^2 \psi + a\gamma \mu^2 \delta_w + a\gamma \mu^2 \delta_c + 3\mu_v a\mu^2 \delta_w + 2\mu_v a\mu^2 \delta_c - \mu_v \mu^2 \phi \delta_c - \gamma^3 \rho s\alpha_w - \mu_v \gamma^3 n\rho + \mu_v \gamma^2 \mu n - \mu_v \gamma^2 \mu t + \mu_v \gamma^2 \psi t - \mu_v \gamma^2 t \delta_c + 2\mu_v \gamma a\mu^2 - \mu_v \gamma \mu^2 \phi - \mu_v \gamma \mu^2 t + \gamma^2 s\alpha_c + a\mu^2 \delta_w \delta_c$$

$$B_6 = \mu_v a\mu^2 \delta_w \delta_c - \gamma^3 \rho^2 s\alpha_w + \gamma^3 \rho s\alpha_w - \gamma a\mu^2 s\alpha_c + \mu_v \gamma^3 a\rho^2 - \mu_v \gamma^3 a\rho - \mu_v \gamma a\mu^2 \psi + \mu_v \gamma a\mu^2 \delta_w + \mu_v \gamma a\mu^2 \delta_c - \gamma a\mu s\alpha_c \delta_w - \mu_v \gamma a\mu \psi \delta_w + \mu_v \gamma a\mu \delta_w \delta_c + \gamma^2 \mu \phi \rho s\alpha_w + \mu_v a\mu^4 + \mu_v a\mu^3 \delta_w + \mu_v a\mu^3 \delta_c + \mu_v \gamma a\mu^3 - \alpha_w \gamma^2 \mu^2 s - \alpha_w \gamma \mu^3 s - \alpha_w \gamma^2 \mu s \delta_w - \alpha_w \gamma \mu^2 s \delta_w + \gamma^3 a\rho^2 s\alpha_w - \gamma^3 a\rho s\alpha_w$$

The disease free equilibrium point is locally asymptotically stable iff the principal leading minors of  $G_n$  are all positive for  $n = 1, 2, \dots, 6$ .

Thus

$$\Delta G_3 = \begin{vmatrix} B_1 & B_3 & B_5 \\ 1 & B_2 & B_4 \\ 0 & B_1 & B_3 \end{vmatrix} = B_1 B_2 B_3 - B_1^2 B_4 - B_3^2 + B_1 B_5,$$

$$\Delta G_4 = \begin{vmatrix} B_1 & B_3 & B_5 & 0 \\ 1 & B_2 & B_4 & B_6 \\ 0 & B_1 & B_3 & B_5 \\ 0 & 1 & B_2 & B_4 \end{vmatrix} = B_1 B_2 (B_3 B_4 - B_2 B_4 + B_5) + B_3 (B_2^2 - B_3) \\ - B_3 (B_3 B_4 - B_2 B_5 + B_1 B_4) + B_5^2$$

$$\Delta G_5 = \begin{vmatrix} B_1 & B_3 & B_5 & 0 & 0 \\ 1 & B_2 & B_4 & B_6 & 0 \\ 0 & B_1 & B_3 & B_5 & 0 \\ 0 & 1 & B_2 & B_4 & B_6 \\ 0 & 0 & B_1 & B_3 & B_5 \end{vmatrix} = B_1 B_2 B_3 (B_4 B_5 - B_3 B_6) - B_1 B_2 B_5 (B_2 B_5 - B_1 B_6) \\ - B_1 B_4 (B_4 B_5 - B_3 B_6) + B_4 B_5^2 + B_1 B_6 (B_2 B_5 - B_1 B_6 - B_3 B_6) + B_5^2$$

$$\Delta G_6 = \begin{vmatrix} B_1 & B_3 & B_5 & 0 & 0 & 0 \\ 1 & B_2 & B_4 & B_6 & 0 & 0 \\ 0 & B_1 & B_3 & B_5 & 0 & 0 \\ 0 & 1 & B_2 & B_4 & a_6 & 0 \\ 0 & 0 & B_1 & B_3 & B_5 & 0 \\ 0 & 0 & 1 & B_2 & B_4 & B_6 \end{vmatrix} \\ = B_1 B_2 B_3 B_4 B_5 B_6 - B_1^3 B_6^3 + B_6^2 B_3^3 - B_6 B_5^3 + 2B_6 B_1 B_4 B_5^2 - B_4^2 B_1^2 B_6 B_5 - 3B_6^2 B_1 B_5 B_3 + \\ 2B_6^2 B_1^2 B_5 B_2 - B_4 B_3^2 B_5 B_6 + B_4 B_3 B_6^2 B_1^2 + B_3 B_2 B_6 B_5^2 - B_6 B_1 B_2^2 B_5^2 - B_2 B_1 B_6^2 B_3^2.$$

The disease free equilibrium point ( $Q^0$ ) of a model system (1) is *LAS* if



$\Delta G_1, \Delta G_2, \dots, \Delta G_6 > 0$ . For  $\Delta G_1 > 0$  we have  $\mu_v + 3\mu + \delta_c + \gamma + \phi > 0$ ,  $\Delta G_2 > 0$  if  $B_1 B_2 > B_3$ ,  $\Delta G_3 > 0$  if  $B_1 B_2 B_3 + B_1 B_5 > B_1^2 B_4 + B_3^2$ . Also  $\Delta G_4, \Delta G_5$  and  $\Delta G_6$  are greater than zero when  $B_1 B_2 B_3 B_4 + B_1 B_2 B_5 + B_3 B_2^2 + B_1 B_2 B_4 + B_5^2 > B_1 B_2^2 B_4 + B_3^2 + B_3^2 B_4 + B_1 B_3 B_4$ ;  $B_1 B_2 B_3 B_4 B_5 + B_1^2 B_2 B_5 B_6 + B_1 B_3 B_4 B_6 + B_4 B_5^2 + B_1 B_2 B_5 B_6 + B_5^2 > B_1 B_2^2 B_3^2 B_6 + B_1 B_2^2 B_5^2 + B_1 B_4^2 B_5 + B_1 B_6^2 + B_1 B_3 B_6^2$ ; and  $B_1 B_2 B_3 B_4 B_5 B_6 + B_6^2 B_3^3 + 2B_6 B_1 B_4 B_5^2 + 2B_6^2 B_1^2 B_5 B_2 + B_4 B_3 B_6^2 B_1^2 + B_3 B_2 B_6 B_5^2 + B_1^3 B_6^3 > B_6 B_5^3 + B_4^2 B_1^2 B_6 B_5 + 3B_6^2 B_1 B_5 B_3 + B_4 B_3^2 B_5 B_6 - B_6 B_1 B_2^2 B_5^2 + B_2 B_1 B_6^2 B_3^2$  respectively.

We therefore establish a theorem;

**Theorem 4.1**  $G(\lambda)$  is stable iff the leading principal minors of  $G_n$  (For all  $n \in \mathbb{R}^+$ ) are all positive and thus the disease free equilibrium point is *LAS*.

#### 4.4. Global stability of the Disease Free Equilibrium Point

The global stability of the disease free equilibrium point of the ND model is done by the theorem as described by [5, 15, 16]. To apply the theorem, we write the model system (1) as;

$$\begin{aligned} \frac{dX}{dt} &= F(X, I) \\ \frac{dI}{dt} &= G(X, I), G(X, 0) = 0 \end{aligned} \tag{18}$$

Where  $X$  is the number of susceptible populations and  $I$  is the number of the infected populations whilst the disease free equilibrium point is given by  $Q^0 = \{x^*, 0\}$ . For the system (18) to be *G.A.S*, two conditions must be fulfilled;

- I.  $\frac{dX}{dt} = F(X, 0)$ ,  $X^*$  is globally asymptotically stable *G.A.S*,
- II.  $G(X, I) = BI - \hat{G}(X, I)$ ,  $\hat{G}(X, I) \geq 0$  for  $(X, I) \in \Omega$

where  $\Omega$  is the invariant region and  $B = D_1 G(X; 0)$  is an  $M$ -matrix with non-negative off diagonal elements. If the system (18) satisfies condition I and II below then the theorem below holds:

**Theorem 4.2.** A disease free equilibrium point ( $Q^0$ ) of a model described in system (1) is globally asymptotically stable *G.A.S* if  $R_0 < 1$ .

**Proof;**

We need to show that condition I and II holds when  $R_0 < 1$ . From the model system (1); the set of non-infectious classes is given by  $X = (S_c, S_w) \in \mathbb{R}^2$  and for the infectious classes is given by  $I = (E_c, I_c, E_w, I_w, I_r, H) \in \mathbb{R}^6$ . The model system (1) is then transferred into the form of the system (18) as follows

$$\frac{dX}{dt} = F(X, 0) = \begin{pmatrix} \mu N_c - \mu S_c \\ \mu N_w - \mu S_w \\ 0 \end{pmatrix} \quad (19)$$

with  $Q^0 = \{N_c, 0, 0, N_w, 0, 0, 0\}$ . The system (19) is linear with the solutions  $S_c(t) = N_c + (S_c(0) - N_c)e^{-\mu t}$  and  $S_w(t) = N_w + (S_w(0) - N_w)e^{-\mu t}$ . It is obvious that

$S_c(t) \rightarrow N_c$ ,  $S_w(t) \rightarrow N_w$  as  $t \rightarrow \infty$  depending on initial conditions. Thus,  $Q^0$  is globally asymptotically stable and therefore condition I holds. Considering the condition number II we have;

$$G(X, I) = \begin{pmatrix} \left( \psi \frac{I_c(t)}{N_c} + b \frac{I_r(t)}{N_w} + \frac{dH(t)}{\kappa + H(t)} \right) S_c(t) - (\mu + \gamma) E_c(t) \\ \gamma E_c(t) - (\delta_c + \mu) I_c(t) \\ \left( \frac{\phi I_w(t) + a I_r(t)}{N_w} + \frac{dH(t)}{\kappa + H(t)} \right) S_w(t) - (\gamma + \mu) E_w(t) \\ \rho \gamma E_w(t) - (\delta_w + \mu) I_w(t) \\ (1 - \rho) \gamma E_w(t) - \mu I_r(t) \\ \alpha_c I_c(t) + \alpha_w (I_w(t) + I_r(t)) - \mu_v H(t) \end{pmatrix} \quad (20)$$

We need to show that,  $G(X, I) = BI - \hat{G}(X, I), \hat{G}(X, 0) \geq 0$  for  $(X, I) \in \Omega$ .

The Jacobian matrix of equation (20) at  $Q^0$  produces an M-matrix  $B$  as follows;

$$B = \begin{pmatrix} -\mu - \gamma & \psi & 0 & 0 & b \frac{N_c}{N_w} & d \frac{S_c}{\kappa} \\ \gamma & -\delta_c - \mu & 0 & 0 & 0 & 0 \\ 0 & 0 & -\mu - \gamma & \phi & a & d \frac{S_w}{\kappa} \\ 0 & 0 & \rho \gamma & -\delta_w - \mu & 0 & 0 \\ 0 & 0 & (1 - \rho) \gamma & 0 & -\mu & 0 \\ 0 & \alpha_c & 0 & \alpha_w & \alpha_w & -\mu_v \end{pmatrix} \quad (21)$$

and

$$\begin{pmatrix} \hat{G}_1(X, I) \\ \hat{G}_2(X, I) \\ \hat{G}_3(X, I) \\ \hat{G}_4(X, I) \\ \hat{G}_5(X, I) \\ \hat{G}_6(X, I) \end{pmatrix} = \begin{pmatrix} \left( \psi I_c + \frac{bI_r N_c}{N_w} \right) \left( 1 - \frac{S_c}{N_c} \right) + \frac{dHS_c}{\kappa} \left( 1 - \frac{\kappa}{\kappa+H} \right) \\ 0 \\ \left( \phi I_w + aI_r \right) \left( 1 - \frac{S_w}{N_w} \right) + \frac{dHS_w}{\kappa} \left( 1 - \frac{\kappa}{\kappa+H} \right) \\ 0 \\ 0 \\ 0 \end{pmatrix} \quad (22)$$

From the matrix (21), a matrix  $B$  comprises with all negative diagonal entries and all non-negative off-diagonal entries. Since  $N_c(t) = S_c(t) + E_c(t) + I_c(t)$  and  $N_w(t) = S_w(t) + E_w(t) + I_w(t) + I_r(t)$ , it is almost surely that  $S_c(0) \leq N_c$  and  $S_w(0) \leq N_w$  for  $\{S_c(t), S_w(t)\} \in \Omega$  and hence, in the matrix (22) we find that  $\hat{G}_1(X, I) \geq 0$  and  $\hat{G}_3(X, I) \geq 0$ .

Also  $\hat{G}_2(X, I) = \hat{G}_4(X, I) = \hat{G}_5(X, I) = \hat{G}_6(X, I) = 0$ . Hence,  $\hat{G}_i(X, 0) \geq 0$  for, where  $i = 1, 2, \dots, 6$ . Therefore condition II holds which shows that the disease free equilibrium point  $Q^0$  is globally asymptotically stable for  $R_0 < 1$  and hence the theorem (4.2) holds.

#### 4.5. Stability analysis of Endemic Equilibrium Point, (EEP)

In this section, we apply the Lyapunov method and the LaSalle's Invariant principle to prove the global stability of the endemic equilibrium point (EEP) of the model system (1). Now, consider a continuous and differentiable Lyapunov function defined as;

$$L(t) = \sum_{i=1}^8 \phi_i(t) (y_i - y_i^* \ln y_i), \phi_i(t) > 0 \quad (23)$$

Where  $\phi_i(t)$  is a positive constant factor,  $y_i$  is the  $i^{th}$  variable at compartment  $i$  and  $y_i^*$  is the equilibrium point of the model at compartment  $i$  where  $i = (1, 2, \dots, 8)$ . Differentiating  $L(t)$  w.r.t and substituting the constants of the model system (1) at the endemic equilibrium point into the function (23) we get;

$$\begin{aligned} \frac{dL(t)}{dt} = & -\phi_1(t) \left( 1 - \frac{y_1^*}{y_1} \right)^2 + \phi_2(t) \lambda_1 y_1 \left( 1 - \frac{y_2^*}{y_2} \right) \left( 1 - \frac{y_1^*}{y_1 y_2^*} \right) + \\ & \phi_3(t) \gamma y_2 \left( 1 - \frac{y_3^*}{y_3} \right) \left( 1 - \frac{y_2^*}{y_2 y_3^*} \right) - \phi_4(t) \lambda_3 y_4 \left( 1 - \frac{y_4^*}{y_4} \right)^2 + \\ & \phi_5(t) \lambda_4 y_5 \left( 1 - \frac{y_5^*}{y_5} \right) \left( 1 - \frac{y_5}{y_5 y_5^*} \right) + \phi_6(t) \rho \gamma y_5 \left( 1 - \frac{y_6^*}{y_6} \right) \left( 1 - \frac{y_5}{y_5 y_6^*} \right) + \\ & \phi_7(t) (1 - \rho) \gamma y_5^* \left( 1 - \frac{y_7^*}{y_7} \right) \left( 1 - \frac{y_5^*}{y_7^*} \right) - \phi_8(t) \left( 1 - \frac{y_8^*}{y_8} \right) \left( 1 - \frac{\alpha_c y_3 + \alpha_w (y_6 + y_7)}{\alpha_c y_3^* + \alpha_w (y_6^* + y_7^*) y_8} \right) \end{aligned} \quad (24)$$

Thus from equation (24) we have,

$$\frac{dL(t)}{dt} = r + s \quad (25)$$

where,

$$\begin{aligned} r = & \phi_2(t) \lambda_1 y_1 \left(1 - \frac{y_2^*}{y_2}\right) \left(1 - \frac{y_1^*}{y_1 y_2^*}\right) + \phi_3(t) \gamma y_2 \left(1 - \frac{y_3^*}{y_3}\right) \left(1 - \frac{y_2^*}{y_2 y_3^*}\right) \\ & + \phi_5(t) \lambda_4 y_5 \left(1 - \frac{y_5^*}{y_5}\right) \left(1 - \frac{y_5}{y_5 y_5^*}\right) + \phi_6(t) \rho \gamma y_5 \left(1 - \frac{y_6^*}{y_6}\right) \left(1 - \frac{y_5}{y_5 y_6^*}\right) \\ & + \phi_7(t) (1 - \rho) \gamma_w y_5^* \left(1 - \frac{y_7^*}{y_7}\right) \left(1 - \frac{y_5^7}{y_7^*}\right) - \phi_8(t) \left(1 - \frac{y_8^*}{y_8}\right) \left(1 - \frac{\alpha_c y_3 + \alpha_w (y_6 + y_7)}{\alpha_c y_3^* + \alpha_w (y_6^* + y_7^*) y_8}\right) \end{aligned}$$

and

$$s = -\phi_1(t) \left(1 - \frac{y_1^*}{y_1}\right)^2 - \phi_4(t) \lambda_3 y_4 \left(1 - \frac{y_4^*}{y_4}\right)^2$$

Using the theorem (4.2) and the equation (24), the global stability holds only if  $\frac{dL(t)}{dt} \leq 0$ . Now if  $r < s$  then  $\frac{dL(t)}{dt}$  will be negative definite which implies that  $\frac{dL(t)}{dt} < 0$ . But  $\frac{dL(t)}{dt} = 0$  only if  $y_i = y_i^*$  for  $i = 1, 2, \dots, 8$ .

Hence the largest invariant set  $\left\{y_1, y_2, \dots, y_8 \in \Omega : \frac{dL(t)}{dt} = 0\right\}$  is a singleton  $y^*$ . By the LaSalle's invariant principle [12], it is then implies that  $y^*$  is globally asymptotically stable in the invariant region if  $r < s$  and thus  $R_0 > 1$ . We then establish the following

Theorem;

**Theorem 4.3** The Endemic Equilibrium Point  $Q^*$  of a Newcastle disease transmission model (1) is globally asymptotically stable if  $R_0 > 1$ .

## 5. Results and Discussion

In this section, numerical simulations of the mathematical model (1) are conducted to study the dynamics of ND in village chicken population in the absence of any intervention. For the simulation we use the value of  $R_0$  and other model parameter values as given in Table 2. The total population of village chicken and wild birds is assumed to be two thousand and five thousand respectively. Using the estimated parameter values given in Table 2, we obtain the basic reproduction number,  $R_0 = 0.5692732754 < 1$  which by the theorem (4.2) the disease free equilibrium point  $Q^0$  is locally asymptotically stable. However, with the values given in the Table

2 and the estimated parameter value of  $\phi = 0.003$ ,  $\alpha_w = 0.0002$ ,  $\psi = 0.00083$ , and  $a = 0.0003$  we obtain  $R_0 = 6.867182099 > 1$  at the endemic equilibrium point and by the theorem(4.3), it follows that endemic equilibrium point  $Q^* = \{S_c^*, E_c^*, I_c^*, S_w^*, E_w^*, I_w^*, I_r^*, H\}$  exists and is globally asymptotically stable.

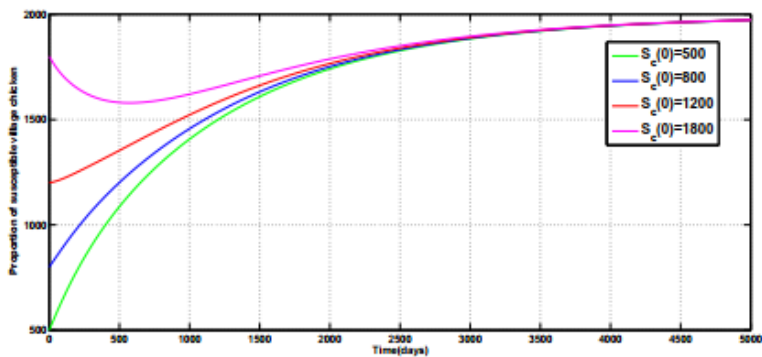
Table 2. Parameter Values of the Model System 1

| Parameter  | Parameter value                               | Source     |
|------------|---|------------|
| $\gamma$   | $0.067 - 0.5 \text{ day}^{-1}$                | [1, 8, 20] |
| $\phi$     | $0.003 \text{ day}^{-1}$                      | Estimated  |
| $b$        | $0.21 \text{ day}^{-1}$                       | [1, 8]     |
| $\alpha_c$ | $0.001667 \text{ day}^{-1}$                   | Estimated  |
| $\alpha_w$ | $0.00002 \text{ day}^{-1}$                    | Estimated  |
| $\psi$     | $0.00083 \text{ day}^{-1}$                    | Estimated  |
| $\mu$      | $2.74 - 5.48 \times 10^{-4} \text{ day}^{-1}$ | [14]       |
| $a$        | $0.003 \text{ day}^{-1}$                      | Estimated  |
| $\delta_c$ | $0.01989 \text{ day}^{-1}$                    | [9]        |
| $\rho$     | 0.9   | Estimated  |
| $d$        | $0.001 \text{ day}^{-1}$                      | [6]        |
| $\delta_w$ | $0.025 \text{ day}^{-1}$                      | [7]        |
| $\mu_v$    | $0.00219 \text{ day}^{-1}$                    | [7]        |
| $k$        | 10000 virus / $m^{-3}$                        | [6]        |

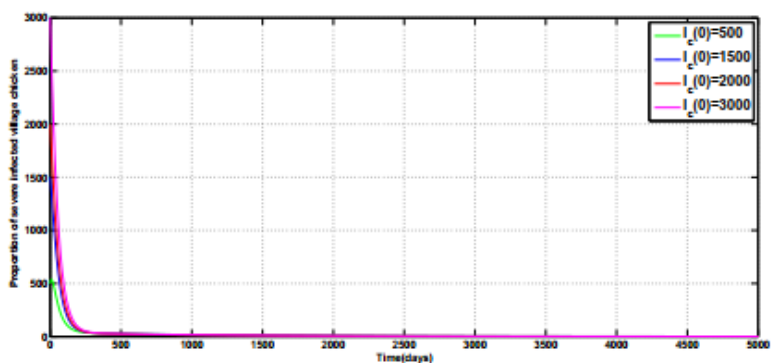
### 5.1. Variations of Population Variables on the Dynamics of ND Over Time

Different initial values and the given parameter values in Table 2 are used to illustrate numerical stability of the disease free equilibrium point  $Q^0$  and the endemic equilibrium point  $Q^*$  of the NDV transmission model system given in (1). With different initial values for  $S_c(t)$ ,  $S_w(t)$ ,  $I_r(t)$  and  $H(t)$ , the curves for the severely infected village chicken  $I_c(t)$  converges to zero along the time axis whilst susceptible population curves of the village chicken  $S_c(t)$  converges to a unique point as shown in Fig .1 (a) and Fig.1 (b). This reveals that the disease free equilibrium point  $Q^0$  exists and is Stable for  $R_0 < 1$ .

Fig.2(a), Fig.2(b) and Fig.2(c) illustrates the numerical simulations for the endemic equilibrium point of the model (1). Starting with different initial values and using the parameter values given in Table 1 and  $\phi = 0.003$ ,  $\alpha_b = 0.0002$ ,  $\psi = 0.00083$  and  $a = 0.0003$  for  $R_0 > 1$ , the state variables  $I_c(t)$ ,  $I_w(t)$ , and  $H(t)$ , populations curves converges to the unique points above zero. The results of these figures prove that for  $R_0 > 1$  the endemic equilibrium point  $Q^0$ , of the model system (1) exists and is stable.

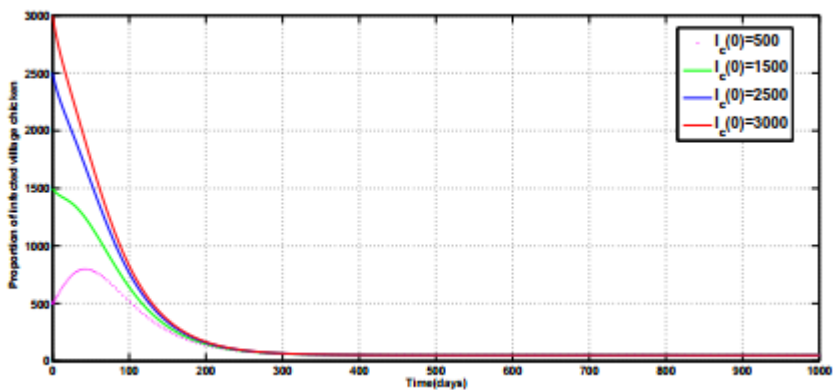


(a)

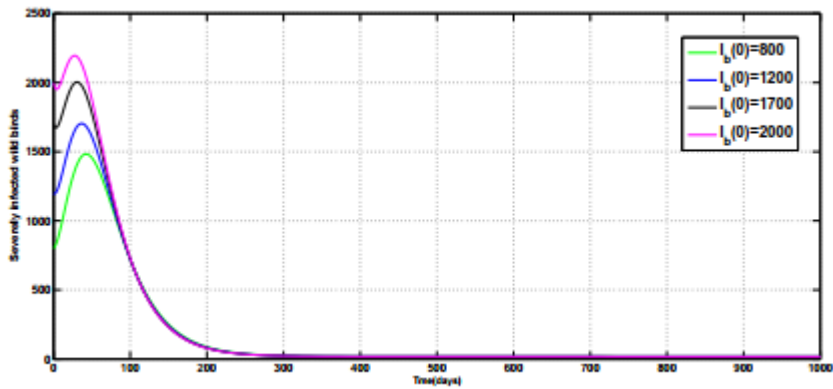


(b)

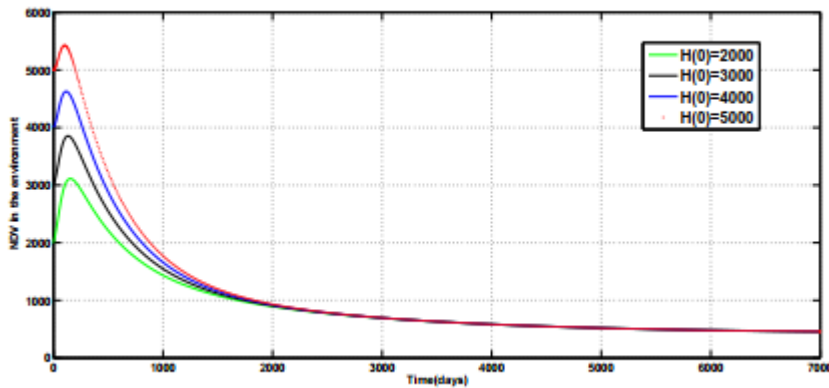
Fig.1. Stability of the Disease Free Equilibrium Point, (DFEP) using the Parameter Values Given for  $R_0 < 1$ .



(a)



(b)



(c)

Fig.2. Stability of endemic equilibrium point, ( $Q^*$ ) of the model system (1) using parameter values given in table for  $R_0 > 1$ .

## 6. Conclusion

In this paper, we presented the stability analysis of the equilibrium points of the basic transmission model of ND for the free-range managed chicken without any control as developed by [6]. The model has two equilibria points, the disease free equilibrium point and the endemic equilibrium. The local stability of disease free equilibrium point is done analytically by using the Hurwitz Matrix method and we establish a theorem that under some given conditions the disease free equilibrium point is locally asymptotically stable. Using numerical simulations we confirmed that the disease free equilibrium point is locally asymptotically stable for  $R_0 < 1$ , and the infected compartments converges to zero, while the susceptible compartment converges to a unique point above zero. Furthermore, we presented the analysis for the stability of the endemic equilibrium point of the model using the Lyapunov function and the Laselle's theorem. The analysis shows that the endemic equilibrium point is globally asymptotically stable when  $R_0 > 1$ . The existence of endemic equilibrium point was further confirmed numerically that regardless of the values of the initial condition of the

state variables, the infected compartments converges to a unique point above zero which shows the persistent of disease in the population. Thus, the analysis presented in this paper shows that the transmission model for the ND among the village chicken population with the vital component of contaminated environment and wild birds is epidemiologically meaningful.

This work provides an insight for looking different control strategies that considers the main agents in the dynamics of the ND. The controls will be helpful for the village chicken keepers in reducing the seasonal and periodic occurrence of the disease among village chicken population.

### Acknowledgment

The authors would like to thank the Dar es salaam University College of Education (DUCE) for material support.

### Conflict of Interests

No conflict of interests declared by author.

### References

- [1] Alexander D. J., Bell J.G., and Alders R.G., A Technology Review: Newcastle Disease, with Special Emphasis on its Effect on Village Chick-ens. Food & Agriculture Org., 2004, no. 161.
- [2] Anggriani N., Supriatna A., and Soewono E., "The existence and stability analysis of the equilibria in dengue disease infection model," in *Journal of Physics: Conference Series*, vol. 622, no. 1. IOP Publishing, 2015, p. 012039.
- [3] Anishchenko V.S., Vadivasova T.E., and Strelkova G.I., "Stability of dynamical systems: Linear approach," in *Deterministic Nonlinear Systems*. Springer, 2014, pp.23–35.
- [4] Brin M. and Stuck G., *Introduction to Dynamical Systems*. Cambridge university press, 2002.
- [5] Castillo-Chavez C., Feng Z., and Huang W., "On the computation of  $R_0$  and its role on global stability in mathematical approaches for emerging and re-emerging infectious diseases," *Mathematical Approaches for Emerging and Reemerging Infectious Diseases: an introduction*, vol. 1, p. 229, 2002.
- [6] Chuma F., Mwangi G.G., and Kajunguri D., "Modeling the role of wild birds and environment in the dynamics of newcastle disease in village chicken," *Asian Journal of Mathematics and Application*, vol. 2018, no. 446, p. 23, 2018.
- [7] Daut E.F., Lahodny G. Jr, Peterson M.J., and Ivanek R., "Interacting effects of Newcastle disease transmission and illegal trade on a wild population of white-winged parakeets in Peru: A modeling approach," *PloS One*, vol. 11, no. 1, 2016.
- [8] Dortmans J.C., Koch G., Rottier P. J., and Peeters B.P., "Virulence of newcastle disease virus: what is known far?" *Veterinary Research*, vol. 42, no. 1, p. 1, 2011.
- [9] Hugo A., Makinde O.D., Kumar S., and Chibwana F.F., "Optimal control and cost effectiveness analysis for newcastle disease eco-epidemiological model in Tanzania," *Journal of Biological Dynamics*, vol. 11, no. 1, pp. 190–209, 2017.
- [10] Hunter J.K., "Introduction to dynamical systems," *UCDavis Mathematics MAT A*, vol. 207, p. 2011, 2011.



- [11] Kahuru J., Luboobi L., and Nkansah-Gyekye Y., “Stability analysis of the dynamics of tungiasis transmission in endemic areas,” *Asian Journal of Mathematics and Applications*, vol. 2017, 2017.
- [12] La Salle J.P., *The Stability of Dynamical Systems*. SIAM, 1976.
- [13] Lawal J., Jajere S., Mustapha M., Bello A., Wakil Y., Geidam Y., Ibrahim U., and Gulani I., “Prevalence of Newcastle disease in Gombe, northeastern Nigeria: A ten-year retrospective study (2004-2013),” *British Microbiology Research Journal*, vol. 6, no. 6, p. 367, 2015.
- [14] Lucchetti J., Roy M., and Martcheva M., “An avian influenza model and its fit to human avian influenza cases,” *Advances in Disease Epidemiology*, Nova Science Publishers, New York, pp.1–30, 2009.
- [15] Mafuta P., Mushanyu J., S. Mushayabasa, and Bhunu C.P., “Trans-mission dynamics of trichomoniasis in bisexuals without the E,” *World Journal of Modelling and Simulation*, vol. 9, no. 4, pp. 302–320, 2013.
- [16] Mwanga G. G., “Mathematical modeling and optimal control of malaria,” A PhD Thesis, Acta Lappeenranta University, 2014.
- [17] Mpeshe S.C., Luboobi L.S., and Nkansah-Gyekye Y., “Stability analysis of the rift valley fever dynamical model,” *Journal of Mathematical and Computational Science*, vol. 4, no. 4, p. 740, 2014.
- [18] Nyerere N., Luboobi L., and Nkansah-Gyekye Y., “Bifurcation and stability analysis of the dynamics of tuberculosis model incorporating, vaccination, screening and treatment,” *Communications in Mathematical biology and Neuroscience*, vol. 2014, pp. Article–ID, 2014.
- [19] Olaniyi S., Lawal M.A., and Obabiyi O.S., “Stability and sensitivity analysis of a deterministic epidemiological model with pseudo-recovery,” *IAENG International Journal of Applied Mathematics*, vol. 46, no. 2, pp. 160–167, 2016.
- [20] Perry B., Kalpravidh W., Coleman P., Horst H., McDermott J., Randolph T., and Gleeson L., “The economic impact of foot and mouth disease and its control in South- East Asia: a preliminary assessment with special reference to Thailand.” *Technical scientific Review*, office of Epizootic diseases, vol. 18, no. 2, pp. 478–497, 1999.
- [21] Selemeni M.A., Luboobi L.S., and Nkansah Gyekye Y., “On stability of the in-human host and in mosquito dynamics of malaria parasite,” *Asian Journal of Mathematics and Applications*, vol. 2016, no. 353, p. 23, 2016.
- [22] Sharma S and Samanta G., “Stability analysis and optimal control of an epidemic model with vaccination,” *International Journal of Biomathematics*, vol.8, no.03, p. 1550030, 2015.
- [23] Sharif A., Ahmad T., Umer M., Rehman A., Hussain Z., “Prevention and control of newcastle disease,” *International Journal of Agriculture Innovations and Research*, vol. 3, no. 2, pp. 454–460, 2014.
- [24] Tumwiine J., Mugisha J., and Luboobi L., “A host-vector model for malaria with infective immigrants,” *Journal of Mathematical Analysis and Applications*, vol. 361, no. 1, pp. 139–149, 2010.
- [25] Wiggins S., *Introduction to Applied Nonlinear Dynamical Systems and Chaos*. Springer Science & Business Media, 2003, vol. 2.

## Authors’ Profiles



**Furaha Michael Chuma** is the Assistant Lecturer of Mathematics at Dar es University College of Education, Tanzania. He received his Masters degree in Mathematical Modeling from the University of Dar es salaam and currently pursuing his Ph.D in Applied Mathematics and Computations at Nelson Mandela African Institution of Science and Technology, Arusha-Tanzania. His areas of interest include Ecological Modelling and Mathematical Epidemiology.



**Dr. Gasper Mwanga** is Lecture of Mathematics at Dar es Salaam University College of Education of the University, Tanzania and the head of Physics, Mathematics, and Informatics. He pursued his Ph.D in Applied Mathematics at Lappeenranta University of Technology, Finland specializing in modeling and optimal control of Malaria. His area of interest includes Biomathematics, Ecological modeling, and Mathematical Epidemiology.

**How to cite this paper:** Furaha Michael Chuma, Gasper Godson Mwanga, "Stability Analysis of Equilibrium Points of Newcastle Disease Model of Village Chicken in the Presence of Wild Birds Reservoir", International Journal of Mathematical Sciences and Computing(IJMSC), Vol.5, No.2, pp.1-18, 2019.DOI: 10.5815/ijmsc.2019.02.01