

# Minutiae Distances and Orientation Fields Based Thumbprint Identification of Identical Twins

Kamta Nath Mishra\*

Department of CS & E, Birla Institute of Technology  
Mesra, Ranchi (Allahabad Campus), INDIA  
Email: mishrakn@yahoo.com

P. C. Srivastava

Department of CS & E, Birla Institute of Technology, Mesra  
Ranchi (Allahabad Campus), INDIA  
Email: prakash\_bit123@rediffmail.com

Anupam Agrawal

Department of Information Technology, Indian Institute of Information Technology  
Allahabad, INDIA  
Email: anupam69@gmail.com

Vivek Tripathi

Headstrong India Pvt. Ltd., Bangaluru, INDIA  
Email: tripathivivek@live.com

Rishu Garg

Department of CS & E, Birla Institute of Technology, Mesra  
Ranchi (Allahabad Campus), INDIA  
Email: rishug18@gmail.com

**Abstract**— The twins are classified into two categories namely fraternal and identical twins. Fraternal twins differ in face structures and DNA sequences but, identical twins have the same face structure and share same DNA sequence. Therefore, it is difficult to identify identical twins on the basis of their faces and DNA sequences. In this research paper, we have introduced a new approach for identifying identical twins on the basis of minutiae coordinates, orientation angles, and minutiae distances of their thumbprint images.

We tested the proposed method on thumbprint images of an identical twin pair generated by using Incept H3 T&A Terminal and fifty pairs of identical twins of FVC04, and FVC06 datasets. We have found that the proposed approach is superior, and robust in comparison to existing techniques in terms of accuracy, efficiency, and storage space.

**Index Terms**— Fingerprint Patterns, Fraternal Twins, Identical Twins, Minutiae Distances, Minutiae Orientation Fields

## I. INTRODUCTION

Biometric systems are automated methods of verifying a person on the basis of his physiological and behavioral characteristics. Physiological features based

biometrics include iris image, finger prints, thumb print, palm print, face, finger veins, hand geometry, DNA sequence, and palates. Behavioral features based biometrics include gaits (style of walking, and style of talking) signature and voice. Physiological and behavioral characteristics can be used to identify a person if these characteristics satisfy universality, distinctiveness, permanence, and collectability conditions [12].

The twins are classified into two categories namely fraternal twins (monozygotic twins) and identical twins (zygotic twins). Fraternal twins are produced from two eggs and these eggs are fertilized separately by two different sperms. Therefore, fraternal twins differ in face structure, DNA sequence and voice [6]. It is easy to identify fraternal twins on the basis of face structure, DNA sequence, and voice. Identical twins are fertilized from the same egg. Therefore, identical twins have the same DNA sequence and face structure. Identical twins identification is always a challenging task. Identical twins differ in thumbprints (TP), hand geometry (HG), iris images (II), finger veins (FV), palatal structure (PS), finger prints (FP) and gait signatures (GS). Therefore, either one of these biometrics or their combinations can be used for identical twins identification [14][16]. Mathematically, an Identical Twin Identification System (ITIS) can be defined as follow:

$(TP, HG, II, FV, PS, FP, GS) \in ITIS$

$$ITIS = \{TP \rightarrow HG \rightarrow II \rightarrow FV \rightarrow PS \rightarrow FP \rightarrow GS\} \quad (1)$$

If ITIS uses a combination of two or more biometrics for identification then it can be represented as:

$$ITIS = {}^m C_n \text{ where, } 2 \leq n \leq m \quad (2)$$

Here,  $m$  represents the total number of biometrics, and  $n$  represents the number of biometrics used for identical twins identification.



Figure 1: Facial images of identical twin pair (SatyaPrakash-DevPrakash).

The facial images of an identical twin pair are given in figure 1. The identical twins of figure 1 are sharing same chromosomes and similar physical characteristics. Therefore, they cannot be distinguished using DNA sequence or facial structure. A thumbprint based verification and identification of identical twins was presented by [8]. In verification phase, the system compares an input thumbprint with the enrolled thumbprint of a specific user to determine if they are from the same finger. In identification, the system compares an input fingerprint with the prints of all enrolled users in the database to determine if the person is already known under a duplicate or false identity.

In this research paper we have used a new technique for identifying thumbprint images of identical twins on the basis of minutiae coordinates with orientation angles and minutiae distances.

## II. RELATED WORK

Identical twins have the closest genetics based relationship. Therefore, the maximum similarities between fingerprints are expected in identical twin pairs. Anil K. Jain showed that a state-of-the-art automatic fingerprint identification system can successfully distinguish identical twin pairs on the basis of their fingerprints with a slightly lower accuracy [6]. Anil K. Jain proposed a new method for identifying identical twins using automatic fingerprint verification system. The system can successfully distinguish identical twins on the basis of minutiae orientation fields. The

matching algorithm transforms two minutiae sets to a common frame of reference by using translation and rotation based alignment procedure. Finally, the matching scores are calculated as a function of the number of 'matched' and 'unmatched' minutiae points [7, 8]. An overview of all biometrics with their advantages and limitations was presented by [9]. A study on evaluating the uniqueness of fingerprints using statistical analysis was presented by [3]. In Han's method, minutiae points were used for comparing identical twins. Neil Yager proposed minutiae features based personal identification. Minutiae features contain most of the fingerprints individuality and these features are most important for identity verification [18].

A palm print based identical twins identification approach called 'Competitive Code' was proposed by [17]. Orientation features based identical twins fingerprint matching method was proposed by [11]. In this method, the fingerprint was divided into non overlapping blocks and representatives of ridges in the blocks were assigned. The orientations of blocks were determined by pixel gradients [11]. Sargur N. Srihari used two levels for identifying identical twins. Six features which are included in level 1 are right loop, left loop, whorl, arch, twin loop and tented arch. Level 2 includes ridge ending and bifurcation features [14]. Tai P. Chen proposed token based fingerprint authentication technique using smart card, USB token, USB thumb drivers, and RFID tokens. Each token contains all the information about fingerprints of an individual [2]. Zhenan Sun proposed a fusion based identical twins identification. In this method, a combination of fingerprints, face and iris image were used for recognizing identical twin pairs [15].

Facial structure based identical twins identification technique was proposed by [10]. Klare used Multi Scale Local Binary Patterns (MSLBP) and Scale Invariant Features Transform (SIFT) descriptors for differentiating identical twins. The multi-scale local binary patterns are the concatenation of local binary patterns feature descriptors with radii 1, 3, 5, and 7 [10]. Soma Biswas proposed a facial recognition based method for identifying identical twins. She described that a human is capable of identifying the discriminations of facial traits which can potentially be useful to develop new algorithms [1]. An efficient technique for identifying individuals using eigen iris, minutiae thumb, and DNA sequence features was developed by [12][13].

Tao X. proposed a new method for finding similarities and dissimilarities between identical and fraternal twins. He observed that similarity between fingerprints of identical twins was 0.7440 where as similarity between fraternal twins was 0.3215 [16].

## III. PROPOSED METHODOLOGY

The thumbprint patterns of identical twins differ in terms of their minutiae coordinates, orientation angles,

and minutiae distances. Therefore, identity of identical twins can be verified by analyzing minutiae coordinates, orientation angles, and minutiae distances of their thumbprints. As per our proposed method, identical twins identification can be carried out using preprocessing, computation, and matching phases.

#### A. Preprocessing

A scanned thumbprint image is given as input to the preprocessing phase. We used Incept H3 Fingerprint T&A terminal for scanning thumbprint images of SatyaPrakash and DevPrakash. The scanned thumbprint images of an identical twin pair (SatyaPrakash & DevPrakash) obtained using Incept H3 terminal are given in figure 2.

An input image (raw image) is converted to a thinned binary image in preprocessing phase. It also includes following steps for converting thinned input image to a processed image [13]:

*Step 1: Image Smoothing* [Join the broken ridges of inner parts of a thumbprint image.]

*Step 2: Ridge Thinning* [Decrease the thickness of ridges to a single pixel value using `bwmorph()` function of MATLAB 7.0.]

*Step 3: Black and White Binary Image Conversion* [Convert the thinned image to a binary image using `im2bw()` function of MATLAB 7.0]




Figure 2: Thumbprint images of SatyaPrakash and DevPrakash

The thinned binary images of figure 3 are obtained after applying steps 1, 2, and 3 of preprocessing phase on images of figure 2.

A minutia point is a bifurcation point or a ridge breakage point of an image. The methods of finding minutiae points, orientation fields, and minutiae distances are explained in the next section (section III B.)

#### B. Computation of Minutiae Coordinates, Orientation Angles, and Minutiae Distances

The ridge bifurcation point of a thumbprint image is a point where a ridge bifurcates into two ridges. The binary format of ridge bifurcation points can be represented by figure 4. The ridge bifurcation patterns and the ridge breakage patterns of identical twins thumbprint images can be represented by thirty two different patterns and these patterns are presented in figure 5.




Figure 3: Thinned binary images of SatyaPrakash and DevPrakash.

In figure 5,  $m_1$  to  $m_{24}$  are representing ridge bifurcation patterns and  $m_{25}$  to  $m_{32}$  are representing ridge breakage patterns. A minutia point consists of

three values: X coordinate, Y coordinate, and orientation angle ( $\theta$ ). The directions of a minutia orientation angle can be categorized into eight parts namely north (N), north\_east (NE), east (E), south\_east (SE), south (S), south\_west (SW), west (W) and north\_west (NW).

If each direction of a minutia point is represented by a number then a minutia point and its orientation angle can be represented by following mathematical equations:

$$\text{Minutia Point} = (X, Y, \theta);$$

Where,  $\theta$  is the angle of orientation of a minutia point.

$$\theta = \{N, NE, E, SE, S, SW, W, NW\};$$

$$\theta = \{1, 2, 3, 4, 5, 6, 7, 8\}; \quad (3)$$

Minutia distance matrix is a matrix that represents the distance of every minutia point to every other minutia point in the form of rows and columns. The distance between two minutiae points  $M_1$  and  $M_2$  can be obtained by using following formula:

$$D_1 = [(x_1 - x_2)^2 + (y_1 - y_2)^2]^{1/2} \text{ (Euclidian Distance)} \quad (4)$$

Here,  $(x_1, y_1)$  and  $(x_2, y_2)$  are the coordinates of two minutiae points.  $D_1$  represents the distance between minutiae points. A thumbprint image may have approximately 80 to 150 minutiae points.

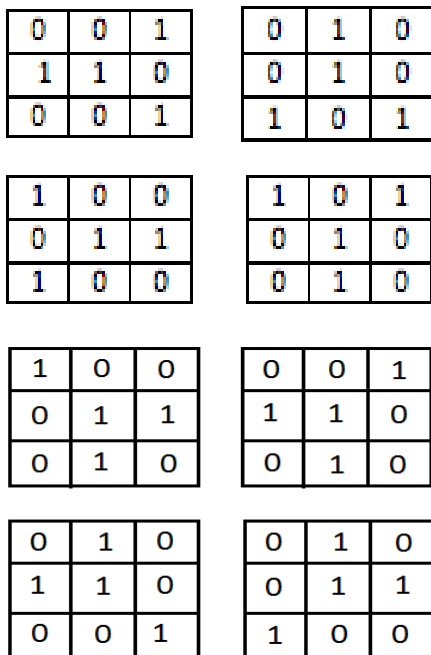


Figure 4: Ridge bifurcation points of identical twins thumbprint image in binary format [7][13].

### C. Matching Technique

To find the dissimilarities between thumbprint images of identical twin pairs we need to execute following steps:

*Step 1:* Store minutiae points coordinates and orientation angles of first person's thumbprint image of

identical twin pair in a matrix  $M_1$ , where size of matrix  $M_1$  is  $m \times 3$  and  $m$  represents number minutiae points.

*Step 2:* Store the minutiae distances of first person's thumbprint image of identical twin pair in a matrix  $M_2$ , where size of matrix  $M_2$  is  $m \times m$ .

*Step 3:* Store minutiae points coordinates and orientation angles of second person's thumbprint image of identical twin pair in a matrix  $M_3$ , where size of matrix  $M_3$  is  $n \times 3$  and  $n$  represents number minutiae points.

*Step 4:* Store the minutiae distances of second person's thumbprint image of identical twin pair in matrix  $M_4$  where size of matrix  $M_4$  is  $n \times n$ .

*Step 5:* Compare  $M_1$  with  $M_3$  and  $M_2$  with  $M_4$ .

```

if ( $M_1 \neq M_3$  and  $M_2 \neq M_4$ )
{ print "Identical Twins have unique thumbprints";
}
else
{ print "Identical Twins have same thumbprint";
}

```

*Step 6:* END.

```

m1 = [0,0,1;1,1,0;0,0,1];   m2 = [0,1,0;0,1,0;1,0,1];
m3 = [1,0,0;0,1,1;1,0,0];   m4 = [1,0,1;0,1,0;0,1,0];
m5 = [1,0,0;0,1,1;0,1,0];   m6 = [0,0,1;1,1,0;0,1,0];
m7 = [0,1,0;1,1,0;0,0,1];   m8 = [0,1,0;0,1,1;1,0,0];
m9 = [0,0,0;1,1,1;0,1,0];   m10 = [0,1,0;1,1,0;0,1,0];
m11 = [0,1,0;1,1,1;0,0,0];  m12 = [0,1,0;0,1,1;0,1,0];
m13 = [1,0,1;0,1,0;1,0,0];  m14 = [1,0,1;0,1,0;0,0,1];
m15 = [0,0,1;0,1,0;1,0,1];  m16 = [1,0,0;0,1,0;1,0,1];
m17 = [0,1,0;1,1,1;1,0,0];  m18 = [0,1,0;1,1,1;0,0,1];
m19 = [1,0,0;1,1,1;0,1,0];  m20 = [0,0,1;1,1,1;0,1,0];
m21 = [0,1,0;0,1,1;1,1,0];  m22 = [1,1,0;0,1,1;0,1,0];
m23 = [0,1,1;1,1,0;0,1,0];  m24 = [0,1,0;1,1,0;0,1,1];
m25 = [1,0,0;0,1,0;0,0,0];  m26 = [0,1,0;0,1,0;0,0,0];
m27 = [0,0,1;0,1,0;0,0,0];  m28 = [0,0,0;0,1,1;0,0,0];
m29 = [0,0,0;0,1,0;0,0,1];  m30 = [0,0,0;0,1,0;0,1,0];
m31 = [0,0,0;0,1,0;1,0,0];  m32 = [0,0,0;1,1,0;0,0,0];

```

Figure 5: The ridge bifurcation and breakage patterns of identical twins thumbprint images [4][13].

The next section (section IV) presents experimental analysis of results with actual data of identical twin pair collected by using own scanning device and FVC datasets.

## IV. EXPERIMENTAL ANALYSIS OF RESULTS WITH ACTUAL DATA OF IDENTICAL TWINS

The thumbprint images of all identical twin pairs can be differentiated on the basis of their minutiae coordinates  $(X, Y, \theta)$ , and minutiae distances.

### A. Result Analysis of SatyaPrakash and DevPrakash Images

We used MATLAB 7.0 and a desktop computer of 1.7MHz processing speed for conducting experiments. The minutiae points and orientation angles obtained after applying the proposed method on thinned

thumbprint images of figure 3 are presented in figure 6. The minutiae coordinates and orientation angles of figure 6 images are calculated using rules of section III.




Figure 6: Minutiae orientation fields of identical twin images

Table I: Comparing thumbprint images of SatyaPrakash and DevPrakash.

I(a) Minutiae coordinates with orientation angles matching%

	dev1	dev2	dev3	satya1	satya2	satya3
dev1	100%	87%	90%	5%	5%	7%
dev2	87%	100%	83%	8%	7%	9%
dev3	90%	83%	100%	6%	6%	6%
satya1	5%	8%	6%	100%	74%	75%
satya2	5%	7%	6%	74%	100%	81%
satya3	7%	11%	7%	75%	81%	100%

I(b) Matching% of minutiae distances

	dev1	dev2	dev3	satya1	satya2	satya3

dev1	100%	81%	80.5%	6.2%	6.0%	6.4%
dev2	79.5%	100%	82%	6.5%	6.2%	6.1%
dev3	80%	81%	100%	6.0%	6.3%	6.1%
satya1	6.1%	6.0%	6.2%	100%	84%	79%
satya2	6.0%	6.1%	6.1%	82%	100%	79.5%
satya3	6.2%	6.1%	6.1%	80%	79%	100%

dev1\_minutiae\_coordinates\_and\_angles=

```
{ {13,179.2}, {14,181.8}, {27,178.8}, {47,204.2}, {49,14.3}, {51,207.3},
{53,143.8}, {53,208.5}, {60,190.4}, {60,209.5}, {61,203.1}, {62,52.6},
{63,204.4}, {66,165.6}, {74,43.7}, {74,45.8}, {86,3.2}, {87,210.4}, {95,4
6}, {97,138.6}, {113,154.6}, {117,85.8}, {121,90.1}, {122,73.2}, {123,1
14.}, {124,70.4}, {133,74.4}, {135,150.2}, {136,100.1}, {146,83.7}, {14
9,32.2}, {151,30.6}, {156,9.3}, {160,117.3}, {164,213.6}, {165,43.7}, {1
66,213.5}, {170,143.3}, {174,115.6}, {176,212.6}, {182,4.8}, {190,27.4
}, {192,213.2}, {198,56.4}, {198,207.6}, {217,196.6}, {223,208.6}, {225
,178.4}, {229,4.4}, {230,191.6}, {230,202.3}, {237,200.4}, {239,199.3},
{242,4.2}, {244,7.7}, {244,182.7}, {246,185.7}, {246,188.6}, {246,198.
3}, {247,177.3}, {248,172.6}, {249,200.4}, {251,172.2}, {252,180.2}, {2
55,123.6}, {255,187.4}, {258,17.5}, {260,29.2}, {260,81.3}, {261,13.4},
{263,112.4}, {263,123.7}, {264,13.8}, {264,118.3}, {264,148.8}, {264,1
84.2} };
```

satya1\_minutiae\_coordinates\_and\_angles =

```
{ {3,138.4}, {9,80.6}, {10,77.7}, {10,79.3}, {10,85.5}, {10,179.4}, {11,8
6.8}, {12,87.8}, {13,75.8}, {13,86.4}, {13,187.2}, {18,108.8}, {21,192.3
}, {24,199.2}, {26,197.4}, {31,16.8}, {35,199.8}, {38,14.4}, {41,22.8}, {4
1,156.6}, {44,6.5}, {47,210.3}, {49,30.3}, {49,85.8}, {50,84.3}, {51,85.4
}, {53,210.8}, {54,210.8}, {59,31.2}, {60,52.3}, {61,142.2}, {62,107.6},
{63,28.2}, {63,99.5}, {64,100.8}, {65,99.4}, {76,118.2}, {68,24.6}, {70,
118.4}, {71,218.8}, {72,134.5}, {73,24.5}, {74,6.6}, {74,53.6}, {74,117.
8}, {75,86.8}, {75,113.7}, {77,60.2}, {79,104.4}, {79,131.5}, {79,139.3
}, {79,141.6}, {80,99.3}, {80,140.4}, {81,103.6}, {82,48.2}, {84,38.4}, {8
5,177.7}, {91,97.3}, {91,106.4}, {93,105.3}, {109,207.8}, {110,25.4}, {1
10,40.3}, {114,29.5}, {115,27.4}, {115,183.6}, {117,29.3}, {121,68.4}, {
122,106.6}, {123,69.1}, {125,118.3}, {132,220.3}, {142,190.8}, {147,33
.8}, {156,31.4}, {157,5.4}, {158,209.3}, {161,177.7}, {162,176.4}, {163,
211.5}, {164,14.5}, {165,13.3}, {165,213.4}, {165,219.6}, {166,15.8}, {
172,216.3}, {182,200.4}, {188,218.3}, {190,206.7}, {190,211.3}, {200,2
08.2}, {208,82.6}, {212,217.3}, {223,69.6}, {223,217.3}, {228,184.4}, {
229,154.7}, {229,167.8}, {236,200.4}, {238,209.3}, {239,188.3}, {243,7
1.5}, {244,22.7}, {244,49.6}, {245,136.2}, {245,138.8} };
```

Figure 7: Numerical representation of minutiae coordinates and orientation angles of dev1 and satya1 images of figure 6.

The numerical representation of minutiae coordinates and orientation angles of dev1 and satya1 images of figure 6 are presented in figure 7. The distances between minutiae points for each image of figure 6 were calculated using Euclidean Distance formula and these distances were compared. While comparing the minutiae coordinates and minutiae distances, the deviations of -10 to 10 were taken into consideration.

The minutiae coordinates with orientation angles and minutiae distances of SatyaPrakash and DevPrakash images were compared using steps of section III C. The average values of minutiae distances and minutiae coordinates with orientation angles were taken into considerations for comparing the thumbprint images of SatyaPrakash and DevPrakash.

The comparison results of DevPrakash and SatyaPrakash thumbprint images are presented in table-I. The ensemble effect of figures 6, 7, and table-I shows

that thumbprint images of SatyaPrakash and DevPrakash are not exactly same. The minutiae distances and minutiae coordinates with orientation angles of SatyaPrakash and DevPrakash thumbprint images are completely different.

*B. Result Analysis of FVC04 and FVC06 Datasets*

We tested the proposed method on thumbprint images of fifty identical twin pairs of Fingerprint Verification Competition (FVC) datasets: FVC04, and FVC06 [4][5]. We selected the most visible image from a set of six to eight images for each person of the twin pair. Few of these images with their minutiae points and orientation angles obtained after applying the rules of sections III A, and III B, of the proposed method are presented in figure 8.





Figure 8: Thumbprint images, thinned images, and minutiae points with orientation angles of FVC04 and FVC06 identical twin pairs [4][5].

In figure 8, twin1\_p1\_image is first person's thumbprint image of the first twin pair and twin1\_p2\_image is second person's thumbprint image of the same twin pair whereas, twin2\_p1\_image is first person's thumbprint image of the second twin pair and twin2\_p2\_image is second person's thumbprint image of the second twin pair.

The comparison results of figure 8 in terms of minutiae distances, and minutiae coordinates with orientation angles are composed in table II. The analysis of results of table II show that identical twins thumbprint images of FVC04 and FVC06 are differing with each other in terms of minutiae distances, and minutiae coordinates with orientation angles. The ensemble effect of tables II(a) and II(b) prove that identical twins of FVC04 and FVC06 have unique thumbprints.

Out of fifty pairs of identical twins of FVC datasets, the proposed method falsely accepted two pairs and it falsely rejected three pairs of twins. The proposed method is not having any false acceptance or false rejection for DevPrakash and SatyaPrakash thumbprint images. We have observed in experiments that two thumbprint images of the same person of FVC datasets have more than 80% matching score.

Table II: Comparing FVC04 and FVC06 identical twins thumbprint images.

II(a) minutia coordinates with orientation angles matching%

	twin1_p1	twin1_p2	twin2_p1	twin2_p2
twin1_p1	100%	14%	3%	2%

twin1_p2	7%	100%	1%	2%
twin2_p1	2%	1%	100%	13%
twin2_p2	1%	2%	12%	100%

II(b) comparing minutia distance matching%

	twin1_p1	twin1_p2	twin2_p1	twin2_p2
twin1_p1	100%	20%	5%	4%
twin1_p2	10%	100%	2%	7%
twin2_p1	5%	4.0%	100%	18%
twin2_p2	2%	4%	16%	100%

### C. Accuracy and Robustness Testing

For robustness and accuracy testing we deviated each minutiae coordinate of identical twins by ten points in negative and positive sides and then we compared these images at each deviation. The results of DevPrakash, SatyaPrakash, FVC04, and FVC06 are presented in tables I, and II.

The results of tables I and II prove that images of the same person of identical twin pairs have above 80% matching, whereas the images of two different persons of identical twins have below 15% matching. The accuracy comparisons of our proposed method with other methods for measuring the similarities and dissimilarities amongst identical twins thumbprint images in terms of False Acceptance Rate (FAR) or Equal Error Rate (ERR) are given in table III.

The actual images of DevPrakash and SatyaPrakash are ranging from 48KB to 60KB whereas the images of FVC04 and FVC06 are in the range of 105KB to 115KB. As per the proposed method if we store minutiae coordinates and orientation angles of identical twins images for further identification then we need approximately 450 bytes to 600 bytes of memory. If we store minutiae distances of these twins for further identification then we need approximately 11KB to 14KB of memory.

Table III: Comparing the results of our proposed method with other methods.

	Algorithm	Matcher Name	Matching Results (Identical Twins)
1.	Jain [7]	Minutiae	FAR: 2 - 6% higher
2.	Han [3]	Minutiae	EER: 1 - 2% higher
3.	Srihari [14]	NFIS	FAR:6.17%

4.	Sun [15]	VeriFinger	EER: 6.79%
5.	Tao [16]	VeriFinger	EER: 5.83%
6.	Proposed	ITIS	EER: 5%

In worst scenario, if we need to store minutiae coordinates with minutiae orientation angles, and minutiae distances of each person of identical twin pairs in smartcard for further identification then we will need approximately 11.50 KB to 14.50 KB memory space.

## V. CONCLUSION

In this research work we have analyzed the thumbprint images of identical twin pairs for actual and standard datasets (FVC datasets). We have used the combination of minutiae coordinates, orientation angles, and minutiae distances of thumbprints for comparing identical twins. We have conducted experiments on actual size thumbprint images obtained after using Incept H3 T&A Terminal.

In the proposed method we have found that each person of an identical twin pair has a unique combination of minutiae coordinates, orientation angles, and minutiae distances for the thumbprint images. The proposed method has proved that identical twin pairs have 80% to 95% of dissimilarities in their thumbprints which are better in comparison to the results of other methods discussed in result analysis. The ensemble effect of thumbprints and the essence of sociological behaviors of identical twins can be considered as future research directions in this domain.

## ACKNOWLEDGMENTS

The researchers would like to thank Professor (Dr.) Ram Pal Singh (Director, Birla Institute of Technology Ranchi, INDIA - Allahabad Campus) for his kind support in completing this research work. The researchers are thankful to Professor (Dr.) Ajay Chakrabarty (Vice Chancellor, Birla Institute of Technology, Mesra, Ranchi, India) for creating academic and research oriented environment at the institute.

The research team would like to thank Dr. R. Sukesh Kumar (Professor & Head, Dept. of Computer Sc. & Engg., B.I.T. Mesra, Ranchi) and Dr. G. Sahu (Professor & Head, Dept. of I.T., B.I.T. Mesra) for encouraging us to write quality research papers.

## REFERENCES

- [1] Biswas S., Bowyer K., and Flynn P. A., "Study of Face Recognition of Identical Twins by Humans," *IEEE International Conference on Information Forensics and Security*, pp. 1 - 6, November 2011.
- [2] Chen Tai. P., Yau W. Y., and Jiang X., "Token-Based Fingerprint Authentication," *Recent Patents*

- on computer Science, Vol. 2, No. 1, pp. 50 -58, 2009.
- [3] Han Y., Ryu C., Moon J., Kim H., and Choi H., "A study on evaluating the uniqueness of fingerprints using statistical analysis," *Information Security and Cryptology – ICISC04*, pp. 467 – 477, June 2004.
- [4] <http://bias.csr.unibo.it/fvc2004/> Last Accessed On: June 2012.
- [5] <http://bias.csr.unibo.it/fvc2006/> Last Accessed On: June 2012.
- [6] Jain A. K., Prabhaker S., and Pankanti S., "Twin Test: On Discriminability of Fingerprints," *AVBPA 01, Proceedings of Third International Conference on Audio and Video Based Biometric Personal Identification*, pp. 211-216, 2001.
- [7] Jain Anil, Prabhaker S., and Pankati S., "On the similarity of identical twin fingerprints," *Pattern Recognition, Elsevier*, Vol. 35, No. 11, pp. 2653 – 2663, November 2002.
- [8] Jain Anil, Prabhakar S., and Pankanti S., "Can Identical Twins be Discriminated Based on Fingerprints?," *Proc. IEEE*, Vol. 85, No.9, pp. 1 - 16, October 2000.
- [9] Jain A. K., Ross A., and Prabhakar S., "An Introduction to Biometric Recognition," *IEEE Transaction on circuits and systems for video technology*, Vol. 14, No. 1, pp. 4 - 20, January 2004.
- [10] Klare Brendan, Paulino A., and Jain A. K., "Analysis of Facial Features in Identical Twins," *International Joint Conference on Biometrics*, pp. 1-8, October 2011.
- [11] Kulkarni J. V., Patil B. D, and Holambe R.S., "Orientation feature for fingerprint matching," *Pattern Recognition*, Vol. 39, pp. 1551-1554, January 2006.
- [12] Mishra K. N., Agrawal A., Srivastava P. C., Tripathi V., and Gupta V., "An Efficient Eigen Values Based Technique for Online Iris Image Compression and Identification," *International Journal of Information Acquisition, World Scientific*, Vol. 8, No. 2, pp. 133-152, June 2011.
- [13] Mishra K. N., Srivastava P. C., Agrawal A., Tripathi V., and Gupta V., "A Framework Towards Using Eigen Iris, Minutia Thumb and DNA Sequence Features for Personal Identification," *International Journal of Information Acquisition, World Scientific*, Vol. 8, No.3, pp. 197-225, September 2011.
- [14] Srihari Sargur N., Srinivasan H., and Fang G., "Discriminability of Fingerprints of Twins," *Journal of Forensic Identification*, Vol. 58, No.1, pp. 109-127, January 2008.
- [15] Sun Zhenan, Paulino A., Feng J., and Chai Z., "A Study of Multibiometric Traits of Identical Twins," *Proc of SPIE, Biometric Technology for Human Identification VII*, pp. 7667 – 27, April 2010.
- [16] Tao X., Chen X., Yang X., and Tian J., "Fingerprint Identification with Identical Twin Fingerprints," *PLoS One*, Vol. 7, No. 4, e35704, (doi:10.1371/journal.pone.0035704), April 2012.
- [17] Wai-Kin Kong A., Zhang D., and Lu G., "A Study of Identical Twins Palm Prints for Personal Verification," *Pattern Recognition*, Vol. 39, No. 11, pp. 2149 - 2156, November, 2006.
- [18] Yager N., and Amin A., "Fingerprint Verification Based Minutiae Features: A review," *Pattern Analysis & Applications*, Vol. 7, No. 1, pp. 94 - 113, April 2004.



**Kamta Nath Mishra** received a Master of Technology (M.Tech., Software Systems) degree from Birla Institute of Technology and Science (BITS) Pilani, INDIA in 2003, and Master of Computer Application (MCA) degree from Madan

Mohan Malviya Engineering College Gorakhpur, U.P., INDIA in 1996. He is an Assistant professor at Birla Institute of Technology, Mesra, Ranchi, INDIA (Allahabad Campus) and pursuing Ph.D. from the same Institute. Previously, Mr. Mishra worked with Sebha University, Libya, B.I.T. Noida, CDAC Noida, and K.I.E.T. Ghaziabad before joining B.I.T. Allahabad campus. His research interest includes Biometric Systems Based Personal Identification Methods, Image Processing and Analysis of Algorithms.



**Prakash Chandra Srivastava** received a Master degree in mathematics from University of Allahabad, INDIA in 2001, and Ph.D. degree from University of Allahabad, INDIA in 2009. He is an Assistant Professor at Birla Institute of

Technology Ranchi, INDIA (Allahabad Campus). His research interest includes functional analysis and Software Measurement Methods.



**Anupam Agrawal** is presently working as a Professor of Computer Science and Information Technology at Indian Institute of Information Technology Allahabad (IIIT-A). Before joining IIIT-A in the year 2000, he was working as

scientist 'D' at DEAL, DRDO, Govt. of India, Dehradun. He received his M.Tech. degree in Computer Science and Engineering from Indian Institute of Technology Madras, Chennai and Ph.D. degree in Information Technology from Indian Institute of Information Technology Allahabad (in association with Indian



Institute of Technology, Roorkee). He was a postdoctoral researcher at the Department of Computer Science & Technology, University of Bedfordshire (UK) during which he had contributed significantly in two major European projects. His research interests include Computer Vision, Image Processing, Visual Computing, Soft- Computing and Human-Computer Interaction. He has more than 75 publications related to these areas in various international journals and conference proceedings, and has co-authored one book. He is on the review board for various international journals including IEEE, Springer, MDPI, Taylor & Francis and Elsevier. He is currently serving as a Principal Investigator of an international (Indo-UK) Project. He is a member of ACM (USA), senior member of IEEE (USA) and a fellow of IETE (India). He is also serving as Chairman of the ACM Chapter at IIT-A.



**Vivek Tripathi** is currently working as a software engineer at Headstrong Pvt. Ltd. Bangaluru, INDIA. He received a Bachelor of Science (B.Sc., Math) degree from Andhra University Vishakhapatnam, INDIA in 2008 and Master of Computer Applications (MCA) degree from Birla Institute of Technology, Mesra, Ranchi, INDIA (Allahabad Campus) in 2012. His research interest includes Image Processing and Data Analysis.



**Rishu Garg** received a Bachelor of Computer Application (BCA) degree from Rohilkhand University Bareilly, INDIA in 2010 and he is currently pursuing Master of Computer Applications (MCA) degree from Birla Institute of Technology, Ranchi, INDIA (Allahabad Campus). His research interest includes voice based identifications methods and Image Processing.